

Levo Series

Digital Elapsed Timers

Sleek, low-profile design puts the focus on the bright LED digits to keep your facility running on time. Our Levo Series clocks are designed to be easily viewed from up to 150 feet away. Increase accuracy and efficiency across an entire facility when every second counts. Deploy OneVue Elapsed Timers to count up or count down the seconds, and then capture and store event data for report generation. OneVue Elapsed Timers arrive preconfigured to leverage your existing IT network through PoE to synchronize to the exact second and communicate with the intuitive OneVue software, where the start, stop and elapsed time for each event is stored. Web-based OneVue is designed for the way you work, allowing quick and easy data retrieval from any computer, laptop or mobile device. You can count on having complete, accurate and authoritative time stamps for each event or time-sensitive procedure.

When Timing is Critical, Rely on OneVue Timers

OneVue Digital Elapsed Timers accurately count up or count down up to a maximum of 99 hours, 59 minutes, and 59 seconds. A switch control lets you to run, hold or reset the timer when in elapsed or count-down timer mode.

ONEVUE SURFACE-MOUNT MODELS WITH 2.5" (6.35cm) DIGITS

Part No.	Description
C2005X202E	4° Slope Bracket, PoE
C2005X419E	18° Slope Bracket, PoE

ONEVUE SURFACE-MOUNT MODELS WITH 4" (10.16cm) DIGITS

Part No.	Description
C2005X203E	4° Slope Bracket, PoE

ONEVUE FLUSH-MOUNT MODELS WITH 2.5" (6.35cm) DIGITS

Part No.	Description
C2005X202EF	PoE

- Add a "G" after the item number for green LED models
Example: C2005X202EG or C2005X202EFG

DUAL CLOCK BRACKET KIT

Any two surface-mount digital clocks can be mounted back-to-back to provide greater visibility in hallways and larger areas. Select the correct Dual Clock Bracket Kit for your application below.

DUAL CLOCK BRACKET KIT

Mount	2", 4-Digit	2", 6-Digit	4", 4-Digit	4", 6-Digit
Ceiling	24CBRK	26CBRK	4XBRK	4XBRK
Wall	24WBRK	26WBRK	4XBRK	NA

Product Features:

- Highly visible, 7-segment LED digits
- Three display dimmer options: 75%, 50% and 25%
- Power outage memory backup for up to 1 hour
- Automatically adjusts for Daylight Saving Time
- Choose Red or Green LED digits



Surface-Mount Timer



Flush-Mount Timer
Includes clock, junction box and face plate.



Wall Mount Timer



Ceiling Mount Timer

ELAPSED TIMER SPECIFICATIONS:

- 12- or 24-hour time display
- PM indicator light
- Automatically adjusts for Daylight Saving Time
- Clock configuration to access your network is accomplished online prior to delivery for plug-and-play convenience.
- Alternating time and date display option
- LED dimmer option (75%, 50%, 25%)
- Power outage memory backup for up to 1 hour
- Operating temperature range: 32°- 95°F (0°- 35°C)
- Storage temperature range: -20°-185°F (-29°- 85°C)

Audible Tone Option

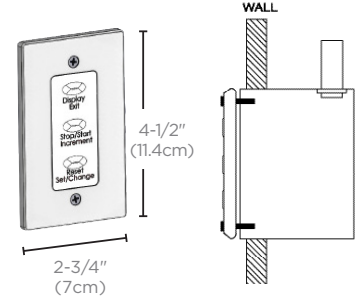
- Only on the count-up and count-down timer function
- Frequency: 3KHz +/-0.5KHz

PoE Models

- PoE IEEE 802.3af compliant
- Certification: FCC/IC/CE marked
- Peak power consumption: 12.9 watts (class 3)

SWITCH CONTROL FOR ELAPSED TIMERS:

- Allows the user to run, hold or reset the Elapsed Timer
- Designed to fit inside a single gang box (not included)
- Membrane switch and wall plate clean easily and resist common cleaners and disinfectants



TIMER DIMENSIONS

Clock Type	Weight	Height	Width	Depth
		A	B	C
2.5" (6.4cm), 6-digit	2.0 lbs. (0.9 kg)	5.0" (12.7cm)	13.8" (34.9cm)	2.2" (5.6cm)
4" (10.16cm), 6-digit	4.6 lbs. (2.1 kg)	8.0" (20.3cm)	23.3" (59.2cm)	2.4" (6.1cm)

FLUSH-MOUNT TIMER DIMENSIONS

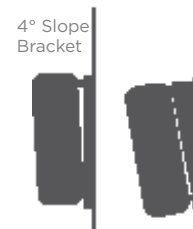
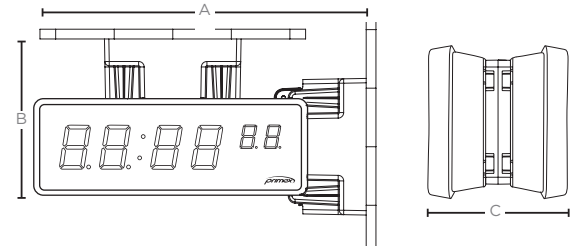
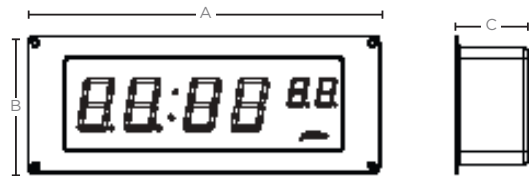
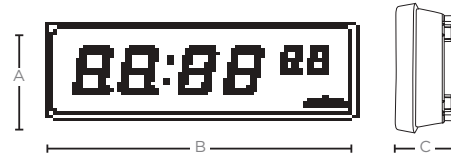
Clock Type	Weight	Width	Height	Depth
		A	B	C
2.5" (6.4cm), 6-digit	2.0 lbs. (0.9 kg)	16.8" (42.7cm)	6.5" (16.5cm)	3.4" (8.6cm)

When ordering for new construction projects, the junction boxes for flush-mount installation may be ordered to ship in advance of clocks. Please request special shipping and provide dates when ordering.

DUAL-MOUNT DIMENSIONS

Clock Type	Width from Wall	Height from Ceiling	Depth of Two Clocks
	A	B	C
Dual 2.5" (6.4cm), 6-digit	16.8" (42.7cm)	8.0" (20.3cm)	5.9" (15.0cm)
Dual 4" (10.16cm), 6-digit	26.3" (66.8cm)	11.0" (27.9cm)	6.3" (16.0cm)

Note: Dual mount clocks are shipped disassembled to simplify installation.



To Learn More:
Call 800.537.0464
Email: info@primexinc.com

primexinc.com



OneVue is a trademark of Primex. The innovative technology software solution for facility and time synchronization monitoring and reporting. All other trademarks are the property of their respective owners.

©2017 Primex. The Primex logo is a registered trademark of Primex. All Rights Reserved. 4.17